


ATX LED

100% DC low voltage

ATX LED Consultants Inc
1108 Lavaca St – STE 110-489
Austin TX, 78701
512 377 6052
<http://atx-led.com>

AL-WS-M

**Decorator switch style
Low Voltage Switch
for 3-Way
On / Off / Dim**



use with any Signature product

Product Description - AL-WS-M Momentary wall switch

This switch operates just like any standard residential light switch – however it operates from low voltage DC. This Decorator style switch in a standard residential style outline fits into any home, looks like any switch yet meets NEC article 411 for Low Voltage lighting.

As a momentary contact switch, it can signal to an AL-WS series wall switch, to turn a light On, Off or Dim. Many of these can be wired in parallel to allow multiple points of switching with simple one pair of awg 24 or better wire.

The proven switch mechanics leverage mass production of decorator switches - now for Low voltage applications – a casual user requires no training, no App, no Internet to use this switch. When used with AL-WS series switches, perfect, flicker free dimming from off to 1% to 100% is possible.

For 3-way operation – a simple 2 wire link with AWG24 or better allows 2, 3, or an unlimited number of switches to control one set of LED's. The AL-WS family includes many switch options, the AL-WS-M can be used with these switches.

ATX LED Signature Series



AL-WS-DR2

DALI bus, LEDs, Fan
56 watts



AL-WS-010v

DALI bus and 0-10v



AL-WS-DR2W

WiFi, LEDs, Fan
56 watts




AL-WS-DR2C

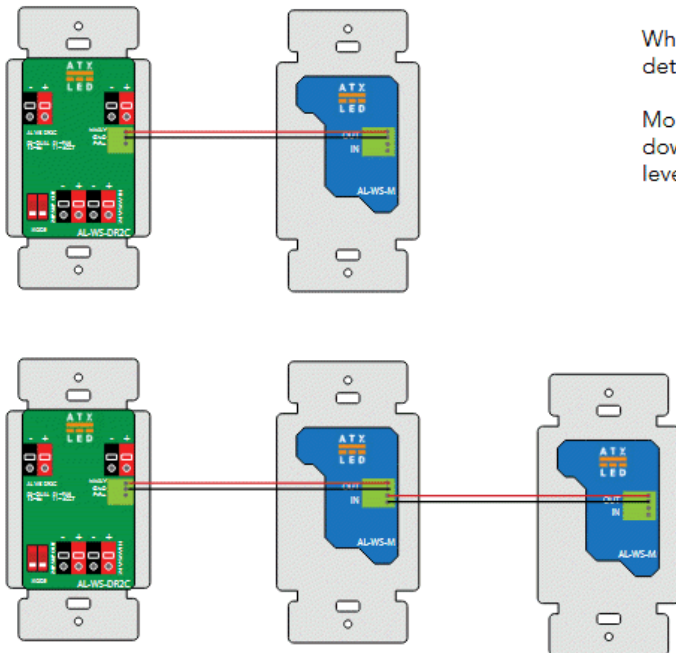
Low cost, LED, Fan
56 watts

Specifications

Signal Contact	Spring loaded connectors (2 pairs) for AWG 18-24 wire – pass thru
Input voltage range	3 to 52 volts
Contact current	Under 1 mA needed by AL-WS switches Switch can handle 5 amps
Size	108H (metal) 70H x 34 D x 42 W mm
Dimming	Press and hold for Dimming



Wiring the AL-WS-M: See <http://atxled.com/How2> page 20



Here are few examples of 3-way configuration.

When a 3-way switch is connected, the driver switch automatically detects whether it is a rocker type or momentary type.

Momentary switches can dim the lighting circuit locally, just hold down the switch and the dim level will cycle, release when desired level is achieved.